

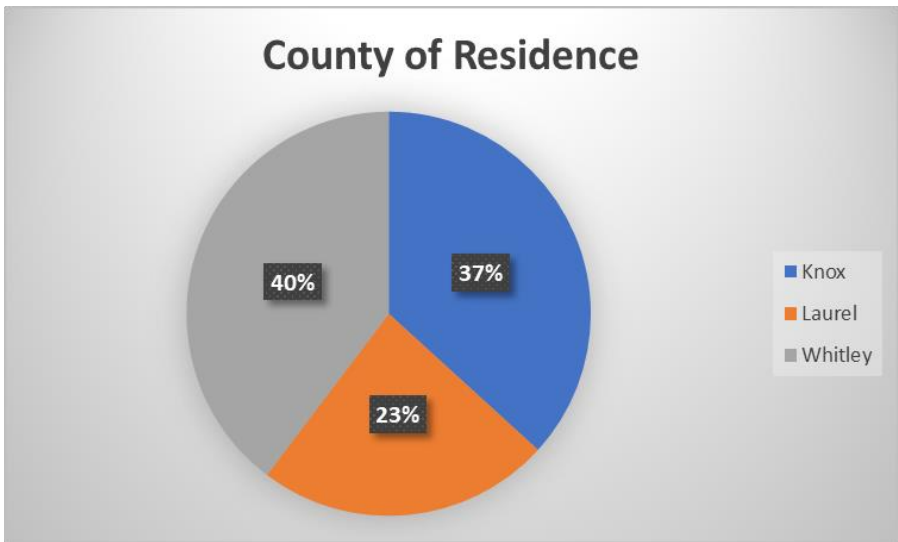


Serving Knox, Laurel, and Whitley Counties

## 2022 Patient Assistance Report

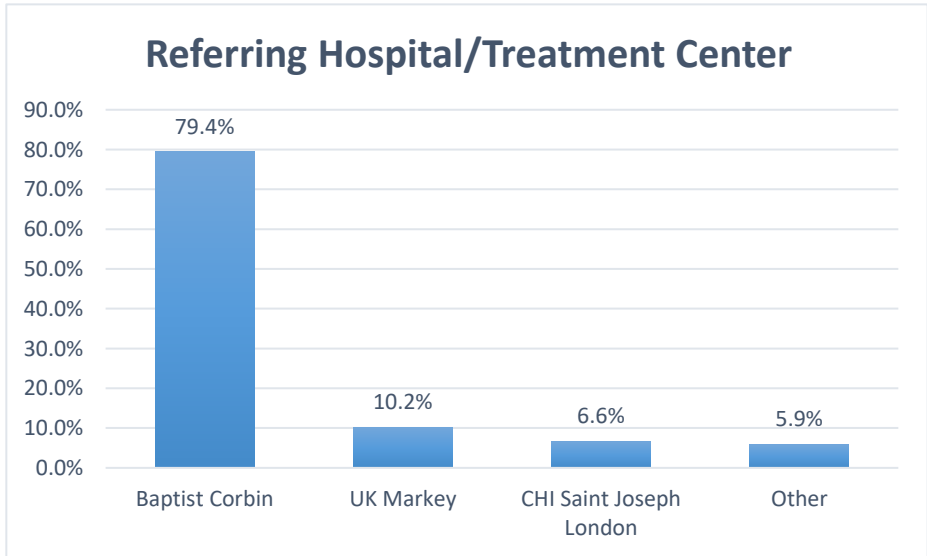
Tri-County Cancer Coalition’s Treasurer is responsible for tracking patient assistance provided by the coalition. The following information is for the time period of January 1, 2022 – December 31, 2022.

Tri-County Cancer Coalition provided 136 assistance services during 2022.

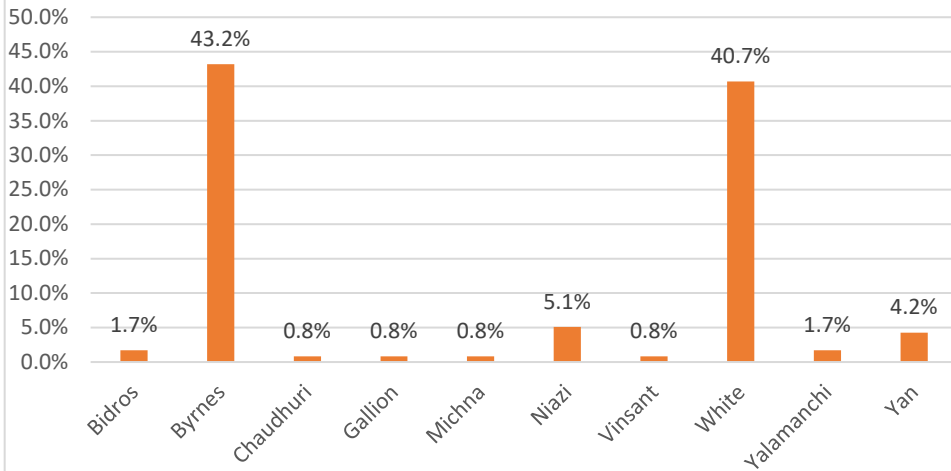


The coalition serves cancer patients in three counties in Kentucky: Knox, Laurel, and Whitley Counties. 23% of the applicants were from Laurel County, 40% from Whitley, and 37% from Knox. These numbers do not strictly reflect each county’s population according to the US Census<sup>1</sup> 2020 population estimate for each county, with Laurel County having about a 41% higher population than Whitley and Whitley having about 17% higher population than Knox.

Most referrals to the coalition came from a local hospital treatment center; Baptist Health Corbin. The University of Kentucky Markey Cancer Center provided the second highest number of referrals for 2022.



### Local Physician Referrals - 118 Total



A total of 118 referrals were provided by 10 local physicians from Baptist Corbin, Commonwealth Cancer Center, and CHI Saint Joseph London. The data in the box to the left shows a breakdown of which local physicians provided those referrals. 13% of referrals were sent from providers outside of the Tri-County area.

Thirty-three different cancer diagnoses were reported on the 136 applications processed.

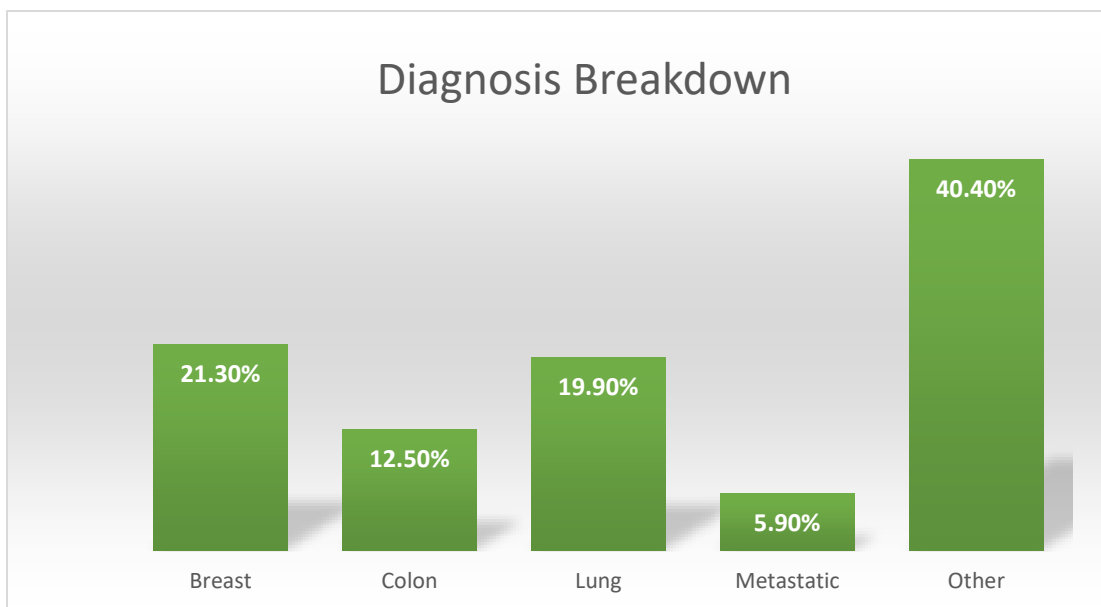
Four diagnosis categories made up 60% of all the diagnosis reported. These were: Breast, Lung, Colon and Metastatic.

The 29 diagnoses included in the “Other” category made up 40% of the total reporting.

Those diagnoses included in the “Other” category were:

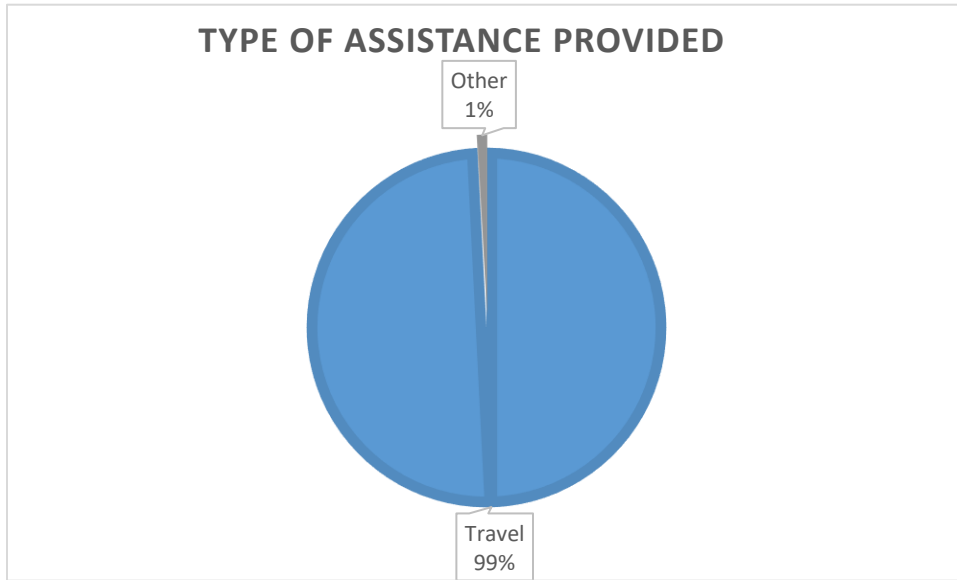
Anal, Appendix, Bladder, Brain, Cervical, Endometrial, Esophageal, Head/Neck, Hemolytic Anemia, Kidney , Langerhans cell histiocytosis, Laryngeal, Leukemia, Liver, Lymphoma, Melanoma, Multiple Myeloma, Myelodysplastic syndrome, Nasopharynx, Oropharyngeal, Ovarian, Pancreatic, Prostate, Rectal, Skin, Stomach, Testicular, Tonsil, and Vaginal.

### Diagnosis Breakdown



## 2019 Kentucky Cancer Registry Cancer Incidence Rates<sup>3</sup>

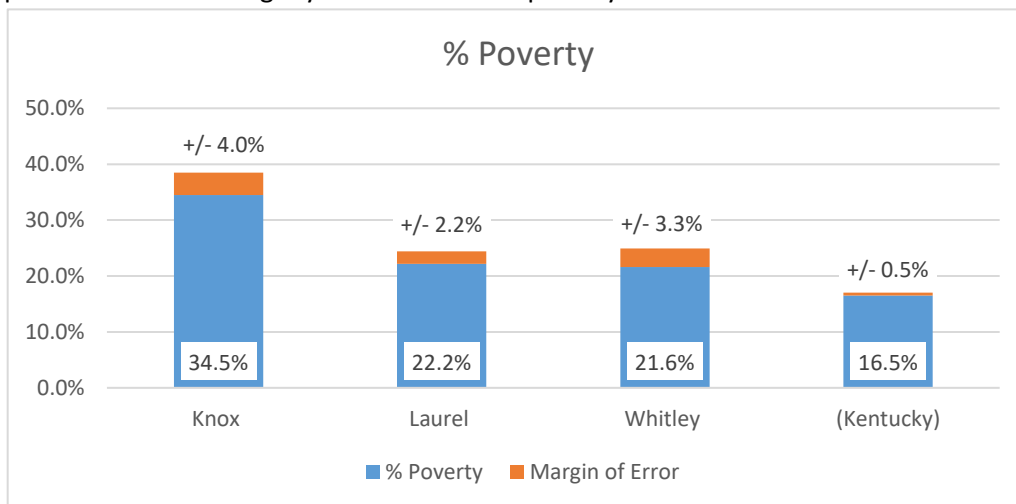
	Total	Lung	Breast	Colon	Skin	Prostate	Kidney	Leukemia	Lymphoma	Thyroid
Knox	249	41	29	21	15	21	na	10	10	7
Laurel	377	78	52	18	24	39	22	13	10	13
Whitley	240	52	35	18	15	17	7	11	9	5



The coalition provided two different types of assistance to cancer patients in 2022. Travel assistance was the #1 type of assistance provided at 99%. The other types of assistance provided at 1% included funds for adult diapers.

### Poverty

Although the coalition does not require the applicant to meet certain income guidelines to qualify for assistance, it is important to note the poverty levels for each of the covered counties compared to the state of Kentucky's overall poverty level. According to census.gov, the 2021 American Community Survey provided the following 5-year estimates for poverty.



### **Report Results/Findings:**

- Because of the rural nature of the service area and the fact that none of the three counties have any type of public transportation service, transportation continues to be a large need.
- Lung and Breast cancer remain the highest cancer types in all three counties.
- Cancer of all types is prevalent in the Tri-County area, considering that 40% of total reporting was from the 29 types of cancer listed in the “other” category.
- The number of patients requesting assistance in each of the three counties did not necessarily coincide with that county’s population. For example, Laurel County has the highest population but the lowest number of requests.
- One local cancer center provided majority of the referrals to the coalition for assistance. This cancer center has also been one of the top two financial supporters of the coalition in the past.

### References:

1. United State Census. [www.census.gov](http://www.census.gov). 2020 Decennial Census for Knox, Laurel, and Whitley Counties.
2. Tri County Cancer Coalition 2022 Cancer Coalition Tracking Spreadsheet (maintained by the Tri County Cancer Coalition Treasurer)
3. Kentucky Cancer Registry. <http://www.kcr.uky.edu/>. 2019 Cancer Incidence Rates.